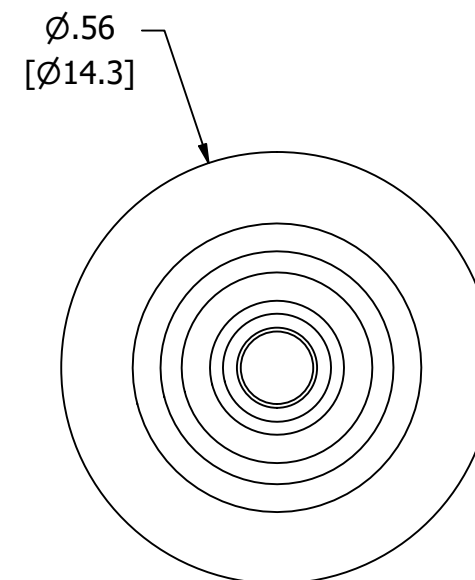
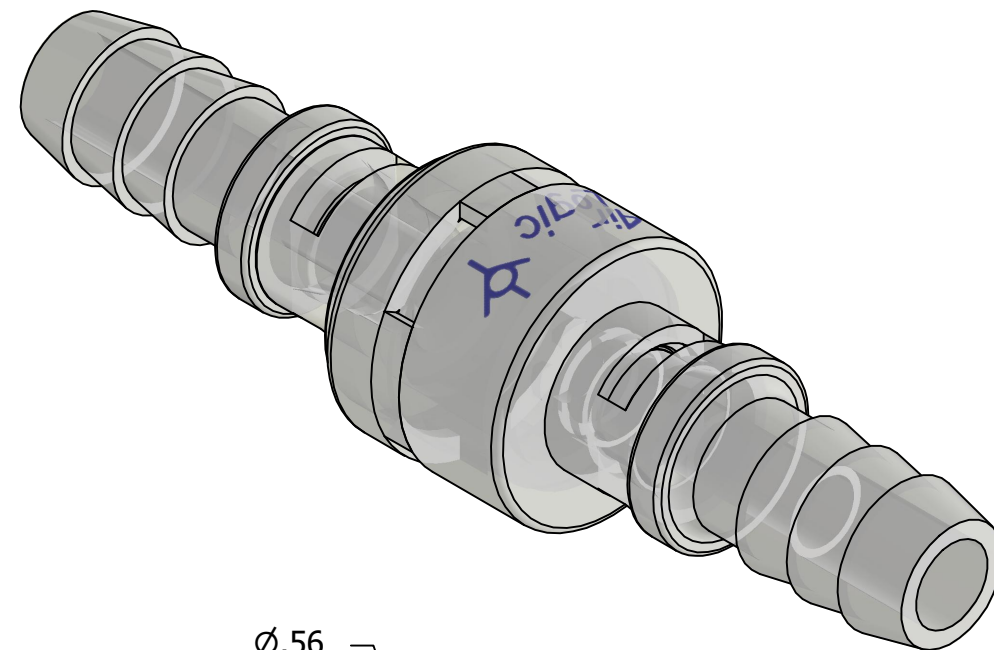
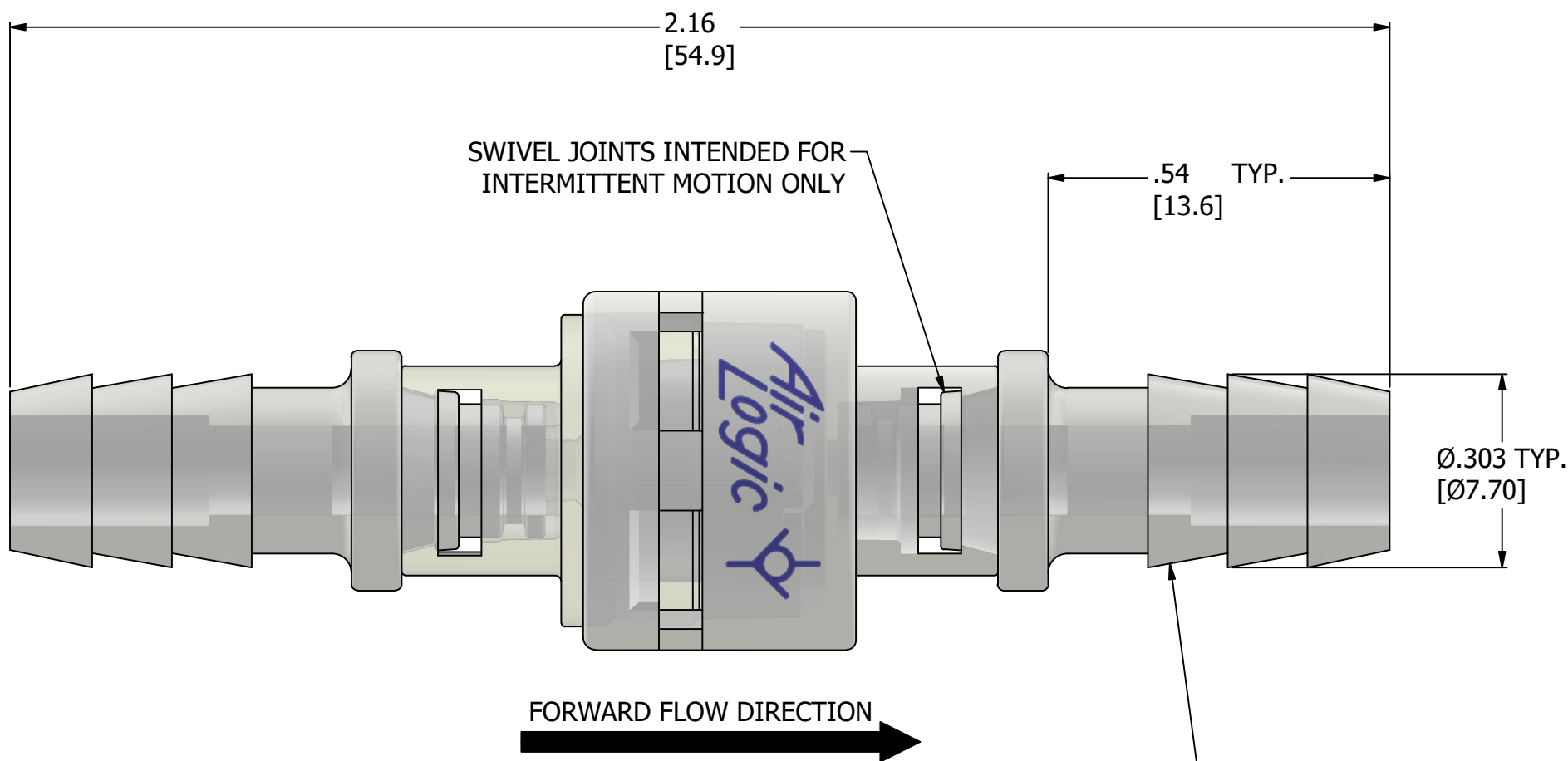


- NOTES:
 1. ALL DIMENSIONS FOR REFERENCE ONLY
 2. TUBE RETENTION PRESSURE SUBJECT TO TUBING DIMENSION AND STIFFNESS



BARBED CONNECTIONS FOR 1/4" [6.4] I.D. TUBE, FIRST BARB FREE OF PARTING LINE

PRODUCT SPECIFICATIONS

COLOR	NATURAL HOUSING, BLUE PRINT
CHECK VALVE TYPE	BALL & SPRING, NORMALLY CLOSED
CRACKING PRESSURE	4 PSI, [276 MILLIBARS]
MEDIA	GASES, LIQUIDS
MAX PRESSURE	100 PSI, [6.9 BAR]
TYPICAL TUBE RETENTION PRESSURE	125 PSI, [8.6 BAR], NOTE 2
MINIMUM INNER DIAMETER	Ø.095 [Ø2.41]
WETTED MATERIALS	POLYPROPYLENE, SILICONE, STAINLESS STEEL
RECOMMENDED SYSTEM FILTRATION	5 MICRON

 **AIR-LOGIC** @ DIVISION OF KNAPP MFG, INC.
 5102 DOUGLAS AVE RACINE, WI 53402
 PHONE: (262) 639-9035 FAX: (262) 639-5996 WEB: AIR-LOGIC.COM

PART/DRAWING NO.:

F28044054S8

DESCRIPTION:
 4 PSI CHECK VALVE, STRAIGHT SWIVEL FITTINGS, 1/4" BARBS

REVISION: A	DRAWN: 8/24/2023
SCALE: 4 : 1	SHEET SIZE: B

TERMS OF USE:
 THIS DRAWING IS FOR INFORMATIONAL PURPOSES ONLY. AIR LOGIC MAKES NO REPRESENTATIONS OF WARRANTIES CONCERNING SUITABILITY FOR ANY PARTICULAR PURPOSE. ALL PRODUCTS SUPPLIED ARE SUBJECT TO TERMS AND CONDITIONS FOUND AT AIR-LOGIC.COM

DRAWING TAKES PRECEDENCE OVER 3D MODEL GEOMETRY
 TOLERANCE: DECIMALS .00 ± .01, .000 ± .005, FRACTIONS ± 1/64
 ANGLES 1/4° UNLESS OTHERWISE SPECIFIED
 UNITS: INCHES [MILLIMETERS]